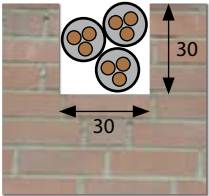




**The lightweight  
in its  
power class**



slitting of cable channels

**Ø 125**

SPECIFICATIONS	EMF 125
Power input	1400 W
Rated voltage	230 V ~
Rated speed	7000 rpm
Disc diameter	125 mm
Spindle connection	Ø 22.2 mm
Max. milling depth	30 mm
Max. slot width	30 mm
Weight	3.5 kg
Order no.	06701000
Supplied	in a case incl. 2 diamond blades Premium (concrete) and assembly tools

## Wall chaser EMF 125

### Handy and lightweight – perfect for electrical installations

#### USE:

- Milling of slots and ducts in sand-lime brick and brickwork
- Electrical installations

#### FEATURES:

- Electronic – soft start, temperature control, constant speed, over current cut-off
- Cut-off carbon brushes – protection of the motor
- Locking for suction hose – avoids unintentional loosening of the hose during milling
- Adjustable milling depth – without the need for a tool
- Spindle lock – easy tool change
- Slim design, small distance between dust hood and diamond blades for working up to 10 mm from the edge
- Slot widths of 7-30 mm adjustable in 1 mm steps
- Closed hood – optimal air flow, easy removal of fragments
- Machine works in cutting direction – allows a comfortable handling
- Nozzle diameter 35 mm – direct connection of industrial vacuum cleaner of EIBENSTOCK DSS series



locking for suction hose

















milling depth adjustment





## Sawing/Cutting/Slitting ACCESSORIES

FOR CUTTING AND GRINDING SYSTEMS			
	15	Diamond cutting disc Ø 230 mm	37448000
	16	Diamond cutting disc Premium, Ø 350 mm	3744G000
	17	Diamond cutting disc near to the edge Premium, Ø 350 mm	3744H000
	18	Set of Adapter for cutting near to the edge for ETR 350/ETR 350 P	3744K000
	19	Adjustment and limitation for cutting depth incl. cover plate for ETR 350/ETR 350 P	3744L000
	20	Set of Guide rails 200 cm for ETR 350/ETR 350 P 2x Guide rail 100 cm incl. machine holder, connection and mounting	3744N000
	21	Guide rail 100 cm for ETR 350/ETR 350 P incl. connection and mounting	3744P000
	22	Fastening set for Guide rails for ETR 350/ETR 350 P	35729000
FOR DOUBLE BLADE SWORD SAW			
	23	Blade set Universal Premium, 2 parts	37452000
FOR WALL CHASERS			
	24	Diamond blade Premium Ø 125 mm	3744D000
	25	Diamond blade Standard Ø 150 mm	37440000
	26	Diamond blade Premium Ø 150 mm	37441000
	27	Diamond blade Premium Ø 180 mm	37443000
	28	Distance disks for EMF 150.1/EMF 180 for the using of 3 blades	3744E000
	29	for the using of 4 blades	3744S000